



Harm Reduction - Beyond Syringes

How syringe exchange can embrace
Hepatitis C prevention messaging
and treatment

Erin Browne
Program Coordinator
Harm Reduction Services
STD | HIV | Hepatitis C Program
Multnomah County Health Dept.

Service Offered

Syringe Exchange
1-for-1 exchange +

Overdose Response Training and Naloxone
Distribution

Harm Reduction Clinic

Addictions Benefits Coordinator



Service Offered

Syringe Exchange
1-for-1 exchange +

Overdose Response Training and Naloxone
Distribution

Harm Reduction Clinic

Addictions Benefits Coordinator



HIV Prevention focused on syringes only

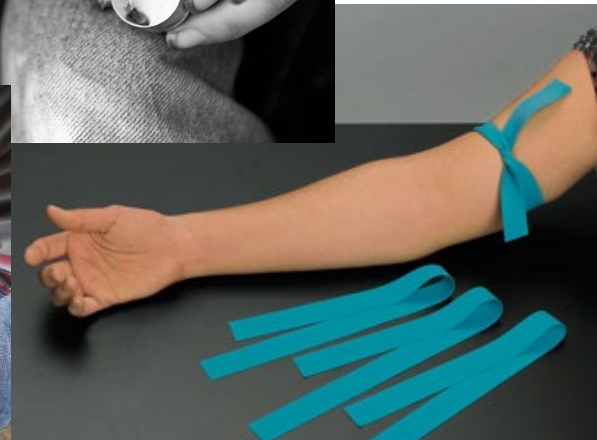
PWID who report sharing	
Syringes	11%
Works	30%

HCV Prevention needs to look further



New Kit For Every Hit

- “Cookers” or “Mixers”
- Cottons
- Tourniquets
- Antiseptic Wipes



Better Messaging

How does it work?

Injecting with used needles, cookers, cottons, water and tourniquets is risky - even if you're re-using your own supplies.



Blood, viruses and bacteria can end up on anything you use to inject, so try to only use supplies one time.

Hepatitis C, MRSA, and Staph. can live on surfaces for days, or even weeks. They live even longer inside the barrel of a syringe, which is also the best environment for HIV.

Get a FREE Hepatitis C test at the Harm Reduction Clinic!

It's important to get tested for Hepatitis C because many people have no symptoms - sometimes for years! If you find out you have it, there are better treatments and ways to manage Hep C than ever before.



Tips and Suggestions for when you're Injecting


Here are some ways to give yourself the best chance of avoiding infections:

- Try not to reuse cookers or cottons.** When cookers and cottons sit out - especially if they're wet or damp - infection-causing bacteria can grow. If you need to save a rinse, try getting it into a needle sooner rather than later.
- After you draw up your drug, transfer it to a new needle!** When you draw up, you can often barb your needle tip and expose it to bacteria.
- Use the cleanest water you can find,** and try to sanitize the table/surface and general area where you prepare your shot!



Harm Reduction Clinic

- Opened in January 2016
- Had to build trust with the community
- Co-habituating services
- Providers with a Harm Reduction knowledge
- Longer appointment times
- Low barrier



Harm Reduction Clinic – Low Barrier

- No appointments needed
- No insurance required
- Free
- Pets and belongings allowed in building
- Public transit accessible
- Near bottle drop



Harm Reduction Clinic – Visits

Visits over time

Updated 12/13/2018 11:21:25 AM

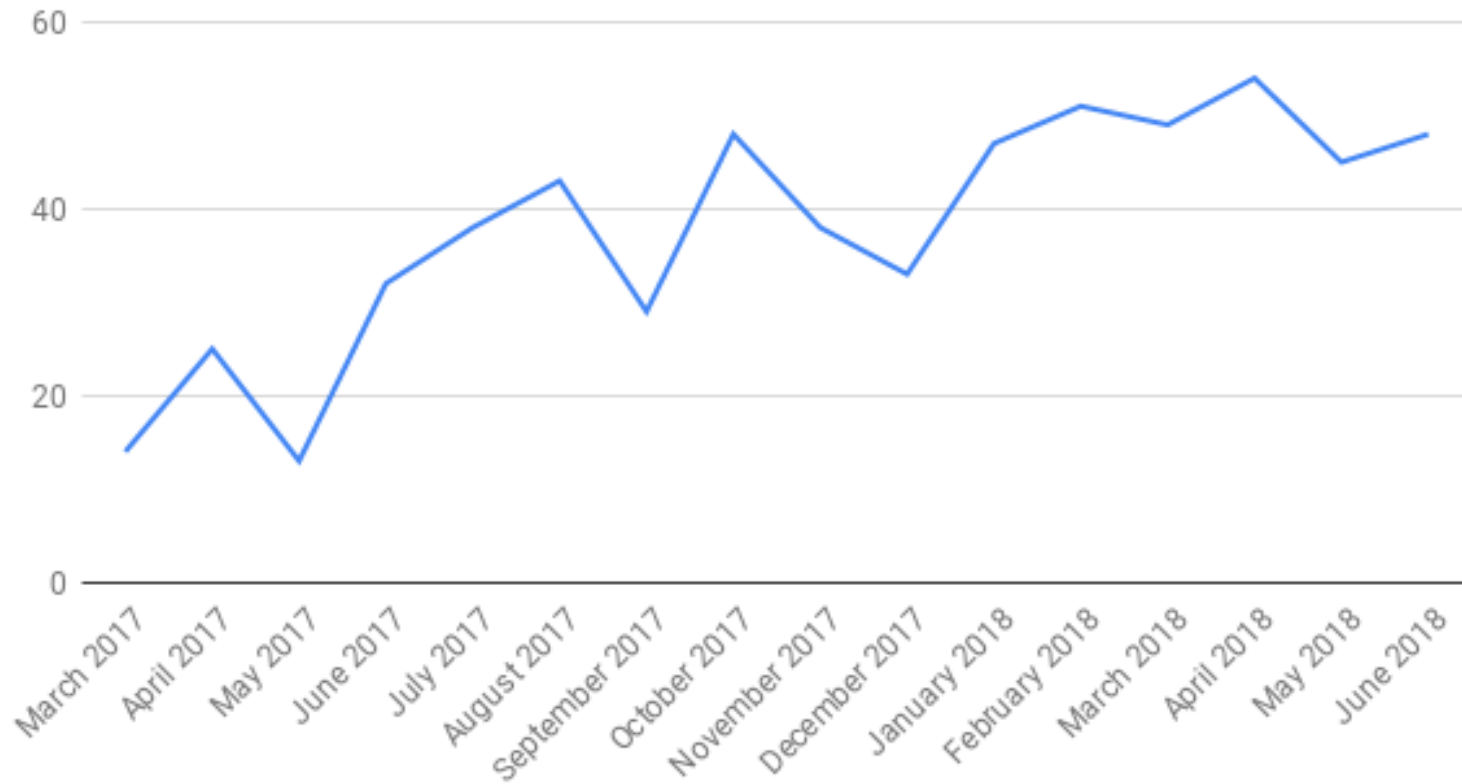


The trend of sum of Visits for Visit date Month. The data is filtered on Site, Agency and Visit date Month. The Site filter keeps HRC. The Agency filter keeps MC. The Visit date Month filter excludes 13 members.



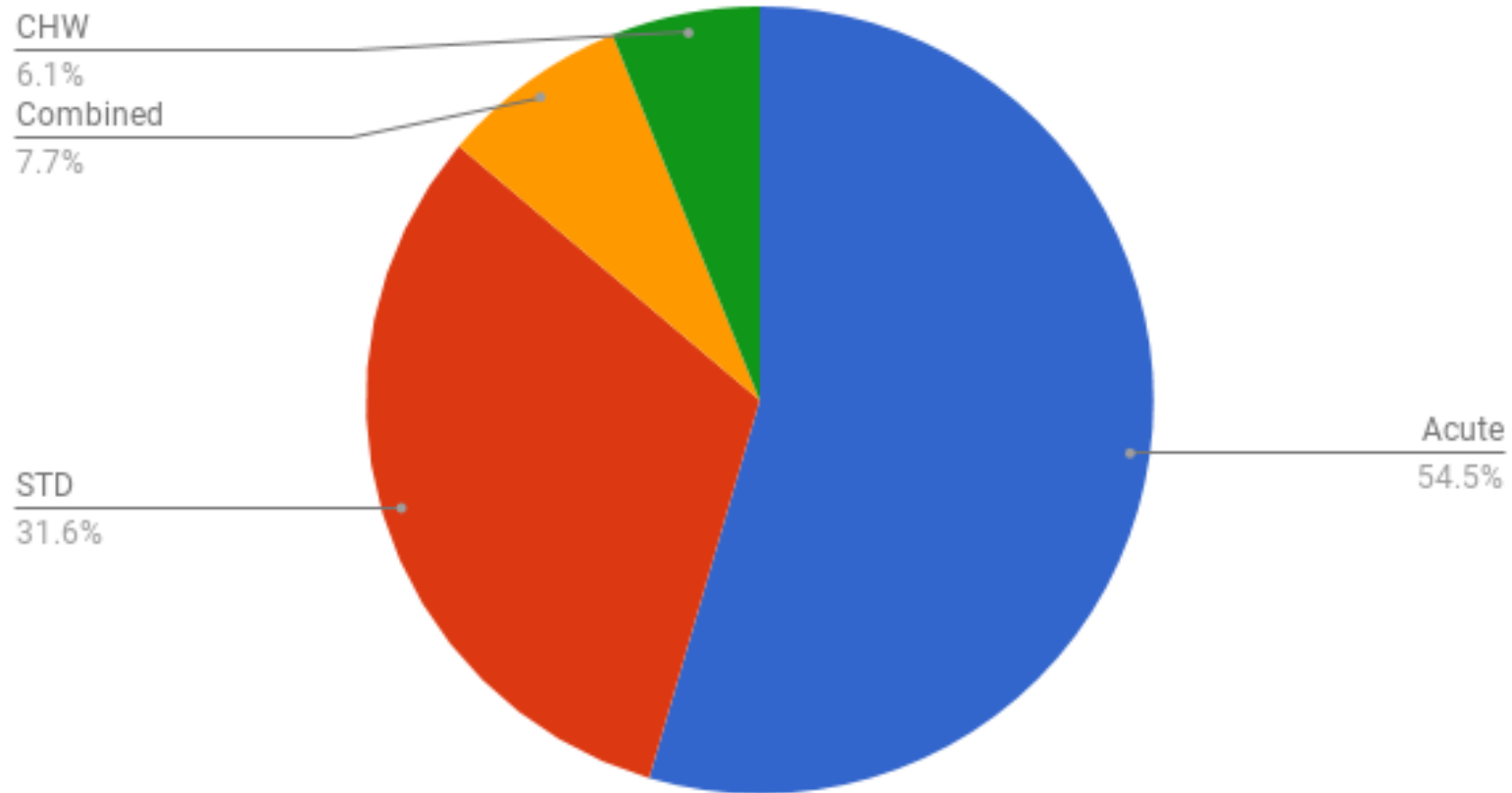
Harm Reduction Clinic – Visits

Provider Visits over time

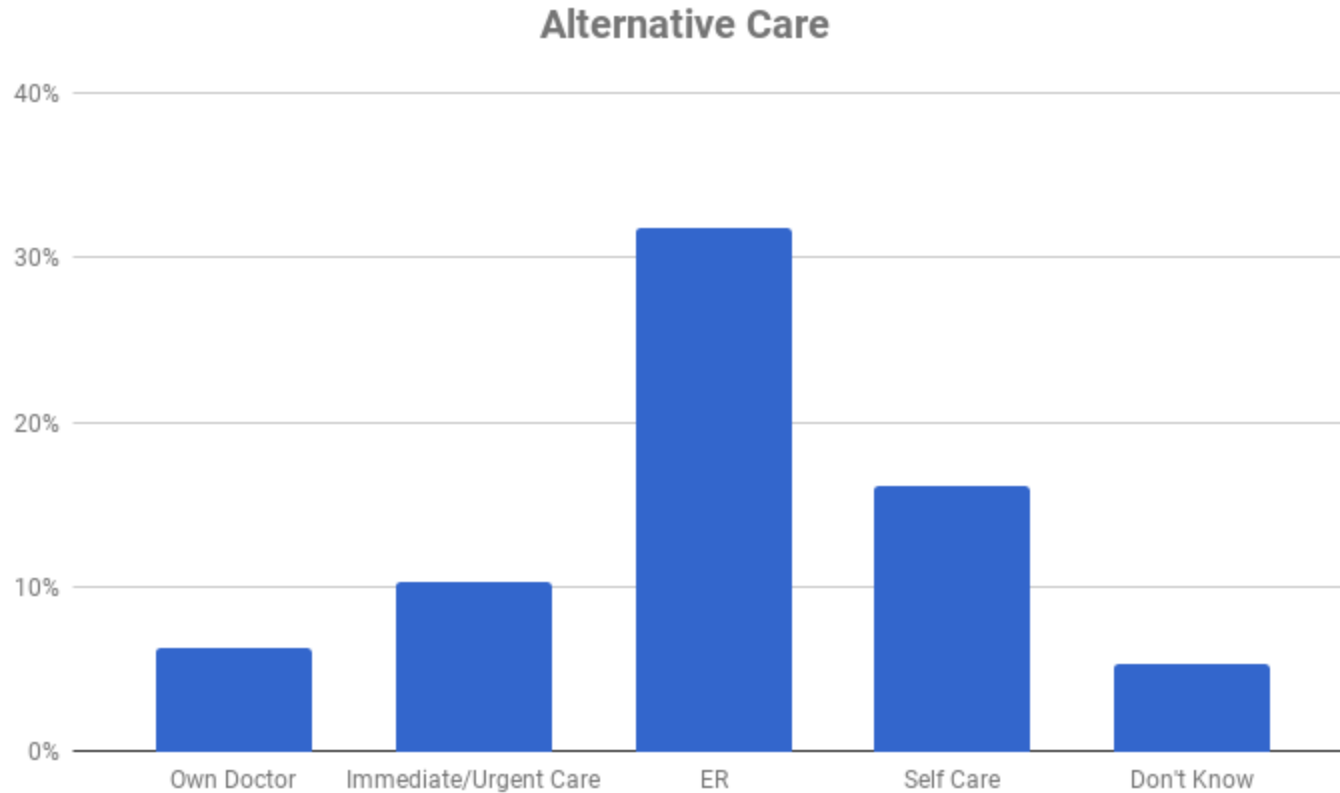


Harm Reduction Clinic – Visit Type

Visit Type Percents



Harm Reduction Clinic – If they hadn't seen us



- Incorporate into trusted programs
- Messaging around effective treatment
- Treat more than just HCV – all client needs
 - Lead to more trust building
- Leave time to allow the program to gain trust
 - Short-term funding will not be effective
 - Even for an already established program



Considerations and Challenges

- Build Trust!!!!
- Houselessness is driving stigma
- Syringe Exchange seen as part of the problem
– not a solution
- Programs serving PWID are facing community member push back
- Limited hours



Access to Hepatitis C
treatment for PWID
won't be effective unless
services are built for this
community.

